




# Administering the Functional Listening Evaluation

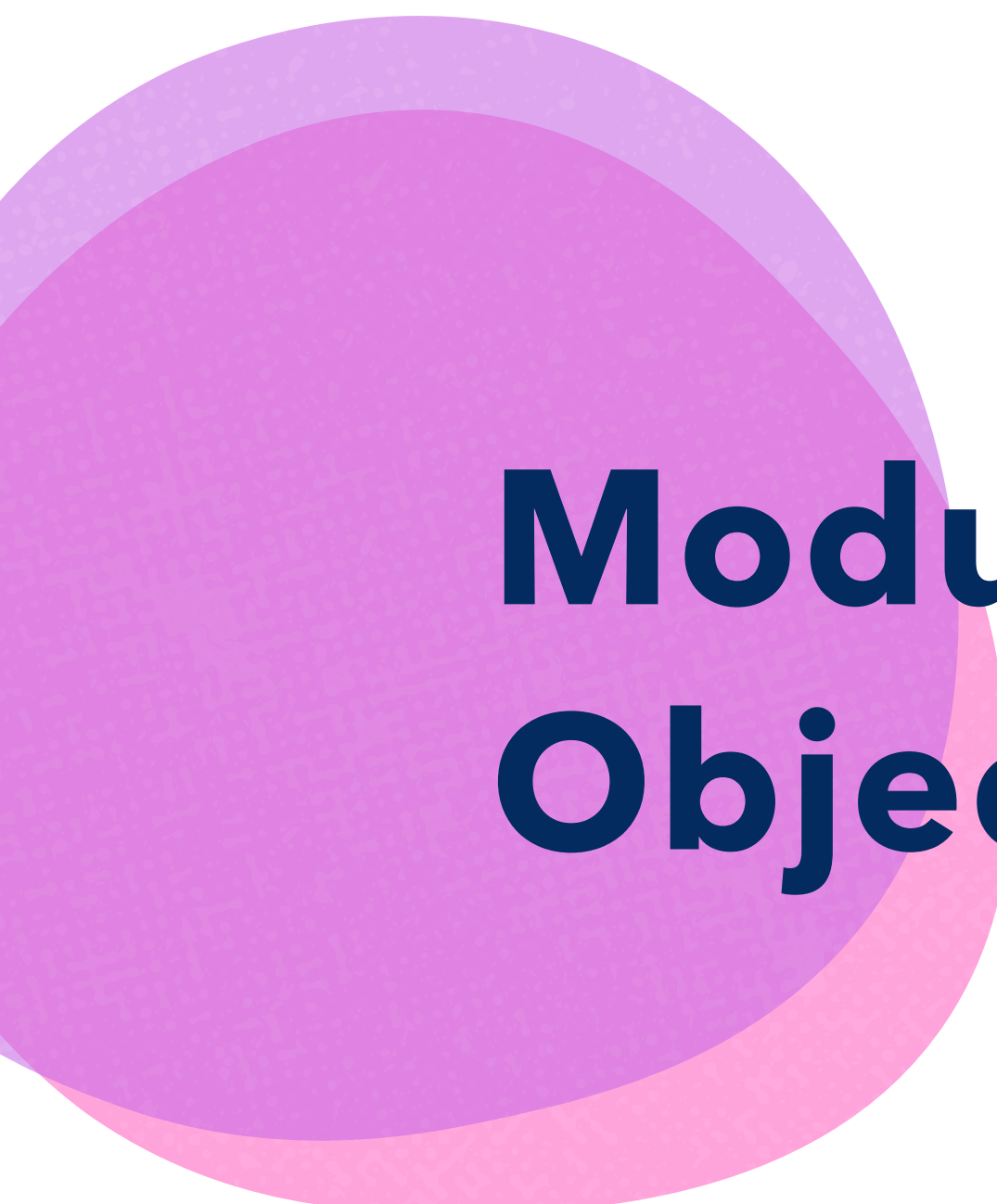
A "How To" module for Audiologists,  
Speech and Language Pathologists  
and Teachers of the Deaf/Hard of Hearing.




# Dr. Pat Skidmore

An Audiologist at Montgomery County ESC-Regional Center. Her primary role includes providing hearing and auditory processing evaluations and working with educational teams to determine appropriate supports for Deaf and Hard of Hearing students. She is a Listening and Spoken Language Specialist certified by AGBell and a fluent signer. Dr. Skidmore has a special focus area on language development in the Deaf and Hard of Hearing population from birth to age five.







# Module Objectives




Explain why a Functional Listening Evaluation is conducted.



Identify the steps to conduct a functional listening evaluation.



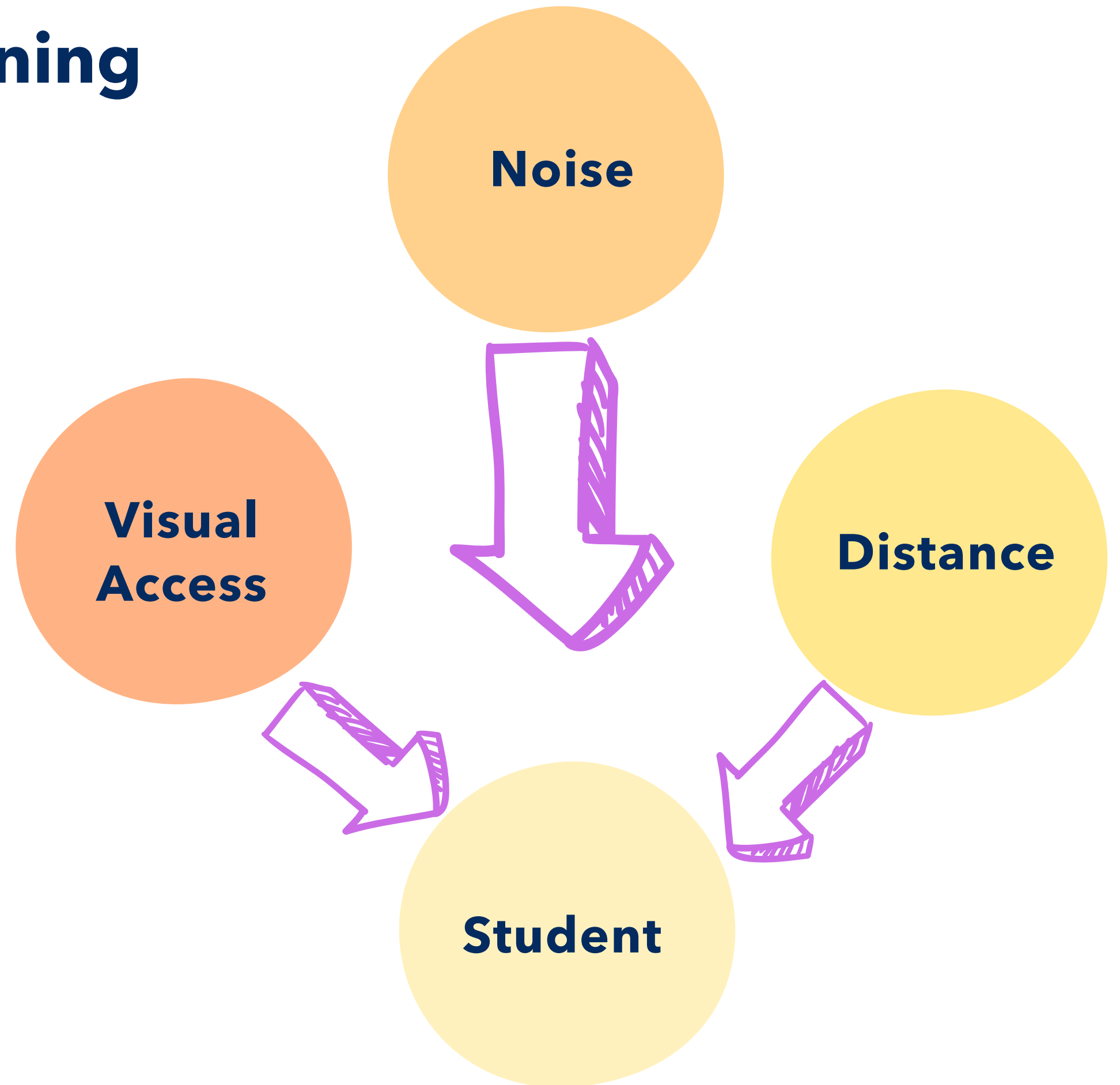
Given a set of completed FLE data, identify the student's best listening environment and name an accommodation that can be beneficial to the student based on the results.



Name two additional resources you can use to prepare for or administer a functional listening evaluation.

# What is the Functional Listening Evaluation?

A tool designed to assess the impact of noise, distance, and visual access in the student's natural listening environment.














# Purpose of the FLE



attempt to quantify the impact of noise and distance and visual access on an individual learner



compare accessibility to spoken language with and without assistive listening technology



can support the need for additional accommodations












# **FLE Administration**

## **Who can administer the FLE?**

-  Educational Audiologists
-  Speech and Language Pathologists
-  Teachers of the Deaf/Hard of Hearing

**The administrator should have experience with the evaluation and an understanding of how deafness can impact performance in the classroom.**



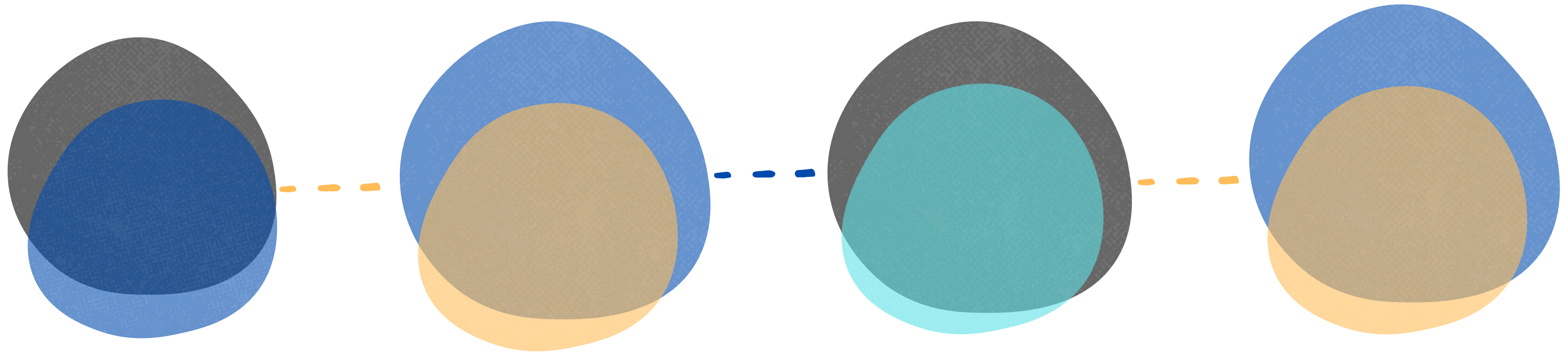
# FLE Data and the IEP Team

- Can help determine auditory access to the mainstream classroom teacher
- Provides information for considering specific accommodations for access





# Limitations of the Functional Listening Evaluation



**Measures access  
to spoken  
language, not  
comprehension of  
the language**

**Varied acoustic  
environments in  
the school/varied  
educational  
environments**

**Varied readability  
of the  
instructor/educator**

**Personal  
preference  
(Learner and  
Parent)**